



423:

423: 2:

+

*

"

"

"

"

| | |
|-------|----|
| | 2 |
| | 5 |
| | 8 |
| | 11 |
| | 23 |
| | 4 |

m

4

4 mm

2018

| | | |
|--|--|--------------------|
| | | |
| | | |
| | | |
| | | 2018 1 1 2018 6 30 |

| | | | |
|--|---|--|--------|
| | | | 000969 |
| | | | |
| | | | |
| | | | |
| | Advanced Technology & Materials Co., Ltd. | | |
| | AT&M | | |
| | | | |


| | | |
|--|-----------------------|--------------------|
| | | |
| | | |
| | 76 | 76 |
| | 86-10-62188403 | 86-10-62188403 |
| | 86-10-62182695 | 86-10-62182695 |
| | zhangjinhua@atmcn.com | yangyang@atmcn.com |

2018

| | | |
|-----------------------|---------------|----|
| | 643,617.7 | |
| | -1,038,855.50 | |
| | | |
| | 101,470.93 | |
| AW@8Až)j!“ R ^ 2 Sh#È | 2,372,889.00 | |
| | 6,153,356.52 | -- |

1 --

1 --



b

3

23

5

12

90

16

5

122

341

258

83

27

16

11

33

27

6

"

PCT

4

2000

"

"

"

"

"

"

"

"

0

0

5

36

5

"

Tb

2018

"

8

46%

"

12

40

"

2018

"

"

"

"



3

| | 1,023,696,79 0.60 | 10.09% | 1,126,288,61 7.63 | 11.24% | -1.15% | |
|--|----------------------|--------|----------------------|--------|--------|--|
| | 1,327,868,98 7.26 | 13.09% | 1,249,568,64 9.72 | 12.47% | 0.62% | |
| | 1,591,516,56 3.17 | 15.69% | 1,488,402,48 0.97 | 14.86% | 0.83% | |
| | 126,498,802. 92 | 1.25% | 97,256,002.0 3 | 0.97% | 0.28% | |
| | 3,079,650,19 2.65 | 30.36% | 3,034,993,92 6.25 | 30.30% | 0.06% | |
| | 321,436,609. 81 | 3.17% | 474,866,288. 27 | 4.74% | -1.57% | |
| | 1,083,633,58 6.81 | 10.68% | 850,215,425. 00 | 8.49% | 2.19% | |
| | 300,000,000. 00 | 2.96% | 67,441,058.2 8 | 0.67% | 2.29% | |
| | 35,628,403.0 2 | 0.35% | 59,379,584.3 1 | 0.59% | -0.24% | |
| | 7,297,105.14 | 0.07% | 409,900,000. 00 | 4.09% | -4.02% | |
| | -71,009,334. 79 | -0.70% | -43,678,005. 63 | -0.44% | -0.26% | |

4

| | | | | | | |
|--|--|--|--|--|--|--|
| | | | | | | |
| | | | | | | |

| | | | | | | | |
|----|--------------------|-------------------|--------------------|------|--------------|--------------|--------------------|
| 1. | 68,546,205.2 3 | -2,825,847.8 3 | | | 7,646,416.69 | 3,426,060.69 | 69,940,713.4 0 |
| 3. | 124,293,284. 14 | | -95,946,499. 61 | | | | 95,503,312.1 4 |
| | 192,839,489. 37 | -2,825,847.8 3 | -95,946,499. 61 | 0.00 | 7,646,416.69 | 3,426,060.69 | 165,444,025. 54 |
| | 192,839,489. 37 | -2,825,847.8 3 | -95,946,499. 61 | 0.00 | 7,646,416.69 | 3,426,060.69 | 165,444,025. 54 |
| | 0.00 | | | | | | 0.00 |



5000T/A

55,597,79 282,581,89
9.07 9.07

93.88%

0.00 0.00

2015
04
20

2016-055

921,153.7 6,635,552.1
0 0

1.71%

0.00 0.00

2016
10
28

56,518,95 289,217,45
2.77 1.17

-- --

0.00 0.00

-- --




6

3

| | | | | | | | | | | | | | |
|--|--------|--|--------------------|--|-------------------|--------------------|--|------------------|------------------|----------------|-------------------|--|--|
| | | | | | | | | | | | | | |
| | 603179 | | 23,144,25 2.30 | | 18,755,02 4.00 | -2,947,512 .00 | | | | 257,200.0 0 | 15,807,51 2.00 | | |
| | 300408 | | 20,775,62 5.57 | | 19,555,60 3.20 | 2,908,577. 50 | | | 3,407,560. 69 | 723,535.0 2 | 19,056,62 0.01 | | |
| | 300285 | | 14,843,33 4.59 | | 12,000,00 0.02 | -36,000.00 | | | | 30,000.00 | 11,964,00 0.02 | | |
| | 600114 | | 16,891,90 7.66 | | 14,826,37 8.00 | -1,690,296 .49 | | 3,337,779. 85 | | 280,980.0 0 | 16,473,86 1.36 | | |
| | 603626 | | 7,709,649. 93 | | 3,409,200. 01 | -966,480.0 0 | | | | 30,000.00 | 2,442,720. 01 | | |
| | 300433 | | 4,290,136. 84 | | | -94,136.84 | | 4,290,136. 84 | | | 4,196,000. 00 | | |
| | 002298 | | 104,998,5 98.00 | | 63,794,81 8.00 | -54,843,65 2.00 | | | | 355,205.0 0 | 50,154,94 6.00 | | |
| | 600517 | | 51,385,89 2.81 | | 27,238,70 0.00 | -35,808,89 2.81 | | | | 421,000.0 0 | 15,577,00 0.00 | | |
| | 300433 | | 50,000,00 | | 25,000,46 | | | | | 0.00 | 25,000,46 | | |

2018



6.14

6.14

430041

10,064,

-5,293,954

4,770,900.

4.80

00

.80

00



304,104,2



192,839,4

-2,825,847

52.50

--

89.37

.83

2018



| | 2018 | | | (2017) |
|-----|-------|-----|--------|-----------|
| | 2018 | | | 402 |
| | 03 23 | 0.4 | 246.45 | |
| | | | | 2017 8 31 |
| | | | | -437.36 |
| 55% | | | | 0.72 |
| | | | | 55% |
| | | | | 0.396 |

10%

| | | | | | | |
|--|------------|------------|------------|------------|----------|--------------|
| | 300,000,00 | 2,108,866, | 1,276,101, | 757,893,85 | 73,956,3 | 64,499,420.6 |
| | 0.00 | 749.08 | 159.38 | 5.48 | 47.03 | 0 |
| | 291,530,00 | 1,480,094, | 851,600,72 | 536,426,75 | 12,806,2 | 10,200,904.2 |
| | 0.00 | 440.88 | 6.31 | 5.92 | 42.90 | 4 |
| | 291,278,44 | 521,147,66 | 376,613,40 | 180,934,87 | 8,509,45 | 8,045,632.30 |
| | 7.00 | 2.49 | 8.33 | 1.04 | 9.45 | |
| | 1,000,000, | 1,159,614, | 1,060,009, | 108,863,39 | -45,549, | -45,549,203. |
| | 000.00 | 525.89 | 913.30 | 4.67 | 203.72 | 72 |
| | 85,000,000 | 179,569,31 | 113,746,55 | 58,235,949 | 752,194. | 1,108,883.14 |
| | .00 | 1.62 | 5.26 | .90 | 68 | |
| | 44,873,800 | 141,177,13 | 125,258,75 | 35,155,651 | 1,136,57 | 664,213.04 |
| | .00 | 1.88 | 4.40 | .69 | 4.21 | |
| | 100,000,00 | 654,754,74 | 202,956,76 | 151,081,09 | | |
| | 0.00 | 1.92 | 2.81 | 7.62 | | |


3

| 2018 | | 35.57% | 2018 01 18 | 2018 01 19 | 2017-028 2018 |
|------|--|--------|------------|------------|------------------|
| 2017 | | 43.49% | 2018 05 22 | 2018 05 23 | 2018-035 2017 |

4

| | | | | | | |
|--|--|-----------|-----------|------------|------|------|
| | | | | | | |
| | | | 1 | | | |
| | | | | 2015 04 16 | | |
| | | | | 2 | | 2018 |
| | | | | | 4 11 | |
| | | | 2015-2017 | | | |
| | | 2015-2017 | | | 2017 | |
| | | | | 2015 09 16 | | |
| | | | | 1 | | |
| | | | 2 | | | |

2018



3

/

2018 8 28

-160

2015 7 10

2016 12

"

"

2016 12 29 2017 12

31

2017 5 24

2016

2017 5

"

2017 12 31


"

2017

8 30

2

2018



2017 1

13

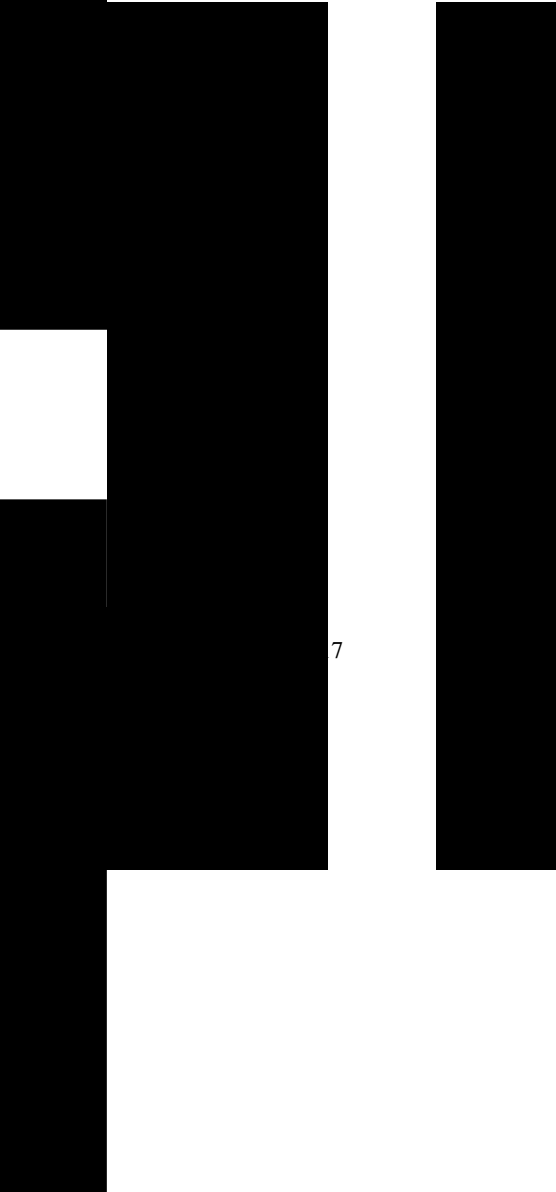
"

"

"

"

()



7

| / | | | | | | |
|---|--|--|--|--|--|--|
| | | | | | | |
| | | | | | | |
| | | | | | | |
| | | | | | | |
| | | | | | | |

2017 11

30

2017 12

2

2018 1 23

9.5

2018 5 21

1 A

2 A

1.5

2018 5 23

2018 5 21

A 2

10

5000

2018 5 23

3

| | | | / | | 233.52 | 233.52 | 0.11% | 405 | | | 233.52 | 2018 03 31 | 2018-18 |
|--|--|--|---|--|---------|----------|-------|-------|--|--|---------|---------------|---------|
| | | | / | | 0.00 | 0 | 0.00% | 156 | | | 0.00 | 2018 03 31 | 2018-18 |
| | | | / | | 2914.51 | 2,914.51 | 1.37% | 687 | | | 2914.51 | 2018 03 31 | 2018-18 |
| | | | / | | 1097.09 | 1,097.09 | 0.51% | 3,690 | | | 1097.09 | 2018 03 31 | 2018-18 |
| | | | / | | 6.00 | 6 | 0.00% | 10 | | | 6.00 | 2018 03 31 | 2018-18 |
| | | | / | | 138.60 | 138.6 | 0.06% | 18 | | | 138.60 | 2018 03 31 | 2018-18 |

2018

2018

| | | | | | | | |
|---|------|---|-------|-------|------|------------|---------------|
| / | 0.00 | 0 | 0.00% | 100 | 0.00 | 2018 31 | 03 2018-18 |
| / | 0.00 | 0 | 0.00% | 1,200 | 0.00 | 2018 31 | 03 2018-18 |

2018

10.1.3

/ 2340.46 2,340.46 1.10% 2,020 2340.46 2018 03 2018-18
31

10.1.3

/ 0.00 0 0.00% 55 0.00 2018 03 2018-18
31

10.1.3

/ 12502.7 12,502.75 4.88% 23,157 12502.75 2018 03 2018-18
5 31

2018

/

129.98

129.98

0.05%

85

129.98

2018 03

2018

| | | | | | | | | | | | | | |
|--|--------|--|---|--|---------|----------|-------|-------|--|--|---------|------------|---------------|
| | 10.1.3 | | | | | | | | | | | 31 | |
| | 10.1.3 | | / | | 2109.95 | 2,109.95 | 0.82% | 5,200 | | | 2109.95 | 2018 31 | 03 2018-18 |
| | 10.1.3 | | / | | 363.02 | 363.02 | 0.14% | 2,247 | | | 363.02 | 2018 31 | 03 2018-18 |
| | 10.1.3 | | / | | 713.56 | 713.56 | 0.28% | 5,488 | | | 713.56 | 2018 31 | 03 2018-18 |
| | 10.1.3 | | / | | 0.00 | 0 | 0.00% | 400 | | | 0.00 | 2018 31 | 03 2018-18 |

2018

4

5

6

7

1

5

2 2017 11 21

“

”

11 22

2017
2017 12 5

2018

| | 2017 01 04 | |
|--|------------|--|
| | 2017 11 22 | |
| | 2017 11 29 | |
| | 2017 12 06 | |
| | 2017 12 06 | |
| | 2017 12 06 | |
| | 2018 01 02 | |
| | 2018 05 16 | |

3

3

2015

65%
2016 4 25

2016 4 25

2016-016

2018

10%

10%

4

5

4

5

| | | 24 / | 2017 08 23 | | | | | | 46,75 0 | | | | 2017 09 05 | 2017- 036 |
|--|--|---------|------------------|--|--|--|--|--|------------|--|--|--|------------------|--------------|

2018

[2012] 558

[2013] 1153

PWX-130182-0083-18 2018 7 20 2019 7 19
0.282 / CCD 3.48 / 17.75 / 10.70 / 0.381

/

2003 63 " "

2006 30 "

1

2016.5.4

130182-2016-009-L

2

110113-2015-009-M

1 2018 3

2 2018 6

1

2

4

2018

1 2018 1 10

2018 1 12

2018-002

2 2018 1 18

2018 1 19

2018-004

2018-005

3 2018 3 29

2018 3 31

2018-015

42

2018

4 2018 4 8

2018 4 10

2018-023

5

2018 4 26

2018 4 28

<

2018-026

6

2018 5 18

2018 5 15

2018-030

7

—

2

6

AA

AA

2018 6 6

2018-036

2016

8 2017 9 20

1930

337

Møtglas

201

337

2017

337-7

2018 6 8

107

2018 6 19

1078-014

2018 6 21

2018-037

9 2018 5 22

2017

2017

2017 12 31

1,026,00

10

2018

2016 10 28

2016-055

2 2017 3 29

" "

26

3,500

83,375

125

2017 3 31

2017-014

3

2017 8 23

2018

100%

3

2017 3

31

2017-011

9 2016 10 26

2016 10 28

2017 10 24


55%

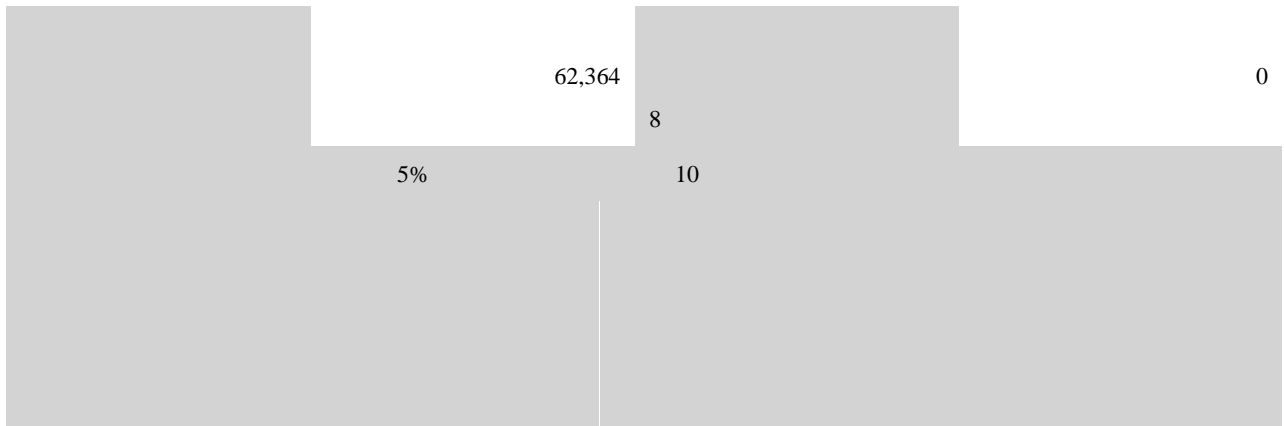
0.396 2018 2 13

55% 300

3

| 1 | 136,709,564 | 13.32% | | | -15,605,399 | -15,605,399 | 121,104,165 | 11.8% |
|---|-------------|--------|--|--|-------------|-------------|-------------|-------|
| 2 | 12,479,804 | | | | | | 12,479,804 | 1.22% |
| 3 | | | | | | | | |





| | | | | | |
|--------|---------|---|---------|-----------|------------|
| 35.51% | 364,366 | 0 | 12,479, | 351,886,9 | |
| | ,724 | | 804 | 20 | |
| 4.80% | 49,253, | 0 | 49,253, | 0 | 12,700,000 |
| | 114 | | 114 | | |
| 3.07% | 31,448, | 0 | | | |
| | 705 | | | | |


2018

70

0.48% 4,876,370

0 4,876,370

3,810,000



()

10

2016

10

3

2016 5 20

()

| | | | | |
|--|--|--|--|--|
| | | | | |
|--|--|--|--|--|

0

0

142,271

142,271

0

0

0

0

0

0

31,448,7

31,448,7

05

05

0

0

0

0

0

0

0

0

0

0

0

0

0

1,463,16
5

1,463,16
5

71,000

71,000

0

2018

2018 01 18

2018

2018 01 18



2018 01 18

2018

2018 01 18

3


2018 06 30

| | | |
|--|------------------|------------------|
| | | |
| | | |
| | 1,023,696,790.60 | 1,137,460,325.60 |
| | | |
| | | |
| | 69,940,713.40 | 68,546,205.23 |
| | | |
| | 360,613,766.75 | 450,514,674.40 |
| | 1,327,868,987.26 | 1,073,134,034.68 |
| | 216,342,225.80 | 163,795,187.39 |
| | | |
| | | |
| | | |
| | 915,920.97 | 3,090,178.57 |
| | 355,205.00 | |
| | 84,672,057.03 | 116,549,839.82 |
| | | |

2018

| | | |
|--------------|------------------|------------------|
| | 1,591,516,563.17 | 1,463,705,311.13 |
| | 35,628,403.02 | 40,432,941.99 |
| | 4,711,550,633.00 | 4,517,228,698.81 |
| | | |
| 21,4 203,592 | 242,409,234.16 | 268,699,206.16 |
| | 126,498,802.92 | 128,346,434.73 |
| | 3,079,650,192.65 | 3,144,676,738.01 |
| | 321,436,609.81 | 274,627,351.86 |
| | 90,012.05 | |
| ,67% i | | |

2018



391,315,285.42

445,684,151.14

1,117,621,526.82

950,898,944.61

385,138,656.16


322,679,318.21

| | | |
|--|-------------------|-------------------|
| | 1,026,008,097.00 | 1,026,008,097.00 |
| | | |
| | | |
| | 2,690,880,950.61 | 2,690,880,950.61 |
| | | |
| | -71,009,334.79 | -48,256,598.53 |
| | | |
| | 358,473,075.42 | 358,473,075.42 |
| | | |
| | 502,187,940.61 | 542,617,419.41 |
| | 4,506,540,728.85 | 4,569,722,943.91 |
| | 1,240,084,665.24 | 1,242,896,613.37 |
| | 5,746,625,394.09 | 5,812,619,557.28 |
| | 10,144,132,819.04 | 10,017,808,657.09 |

4

| | | |
|--|----------------|----------------|
| | | |
| | 324,732,070.54 | 460,881,150.84 |
| | | |
| | 124,947,449.69 | 140,841,685.44 |

2018



| | | |
|--|------------------|------------------|
| | | |
| | 89,899,209.43 | 108,809,733.88 |
| | | |
| | | |
| | 1,777,400,102.39 | 1,976,174,233.45 |
| | | |
| | 300,000,000.00 | |
| | 600,000,000.00 | 600,000,000.00 |
| | | |
| | | |
| | | |
| | 88,150,530.76 | 100,716,553.98 |
| | | |
| | 41,303,013.10 | 44,120,997.90 |
| | | |
| | | |
| | 1,029,453,543.86 | 744,837,551.88 |
| | 2,806,853,646.25 | 2,721,011,785.33 |
| | | |
| | 1,026,008,097.00 | 1,026,008,097.00 |
| | | |
| | | |
| | 2,676,787,408.60 | 2,676,787,408.60 |
| | | |
| | -4,499,861.58 | -1,534,721.58 |
| | | |
| | 358,473,075.42 | 358,473,075.42 |
| | 77,327,150.63 | 176,469,897.70 |
| | 4,134,095,870.07 | 4,236,203,757.14 |
| | 6,940,949,516.32 | 6,957,215,542.47 |

| | | |
|--|------------------|------------------|
| | 2,563,140,429.29 | 2,262,775,359.51 |
| | 2,563,140,429.29 | 2,262,775,359.51 |
| | 2,568,613,889.76 | 2,242,736,908.24 |

| | | |
|-----|----------------|----------------|
| " " | 1,227,947.10 | 37,575,052.53 |
| | 1,347,757.69 | 361,486.16 |
| | 1,086,744.80 | 5,000.00 |
| " " | 1,488,959.99 | 37,931,538.69 |
| | 15,634,637.76 | 26,255,645.36 |
| " " | -14,145,677.77 | 11,675,893.33 |
| " " | -16,610,145.33 | 11,589,014.47 |
| " " | 2,464,467.56 | 86,878.86 |
| | -9,649,235.89 | 20,346,568.49 |
| | -4,496,441.88 | -8,670,675.16 |
| | -23,170,788.92 | -25,177,493.07 |
| | -22,752,736.26 | -25,301,879.20 |
| 1. | | |
| 2. | | |

2018

| | | |
|--|----------------|----------------|
| | | |
| | -37,316,466.69 | -13,501,599.74 |
| | -32,401,972.15 | -4,955,310.71 |
| | -4,914,494.54 | -8,546,289.03 |
| | | |
| | -0.0094 | 0.0198 |
| | -0.0094 | 0.0198 |
| | 0.00 | 0.00 |

6



2018

| | | |
|-----|----------------|----------------|
| " " | -68,362,504.16 | -72,181,311.77 |
| " " | -68,362,504.16 | -72,181,311.77 |
| " " | -68,362,504.16 | -72,181,311.77 |
| " " | -2,965,140.00 | -610,470.00 |
| 1. | | |
| 2. | | |
| | -2,965,140.00 | -610,470.00 |
| 1. | | |
| 2. | | |
| 00 | | |

| | | |
|--|------------------|------------------|
| | | |
| | | |
| | 2,205,338,546.25 | 2,123,882,346.57 |
| | | |
| | | |
| | | |
| | | |
| | | |
| | | |
| | | |
| | | |
| | | |
| | | |
| | 14,271,281.46 | 9,794,295.39 |
| | 51,573,391.73 | 15,591,535.31 |
| | 2,271,183,219.44 | 2,149,268,177.27 |
| | 1,740,458,255.24 | 1,801,808,081.00 |
| | | |
| | | |
| | | |
| | | |
| | | |

2018



370,900,124.13

2018

860,089,123.67

261,01- 1.2

| | | |
|--|-----------------|----------------|
| | 10,619,881.55 | 2,481,865.93 |
| | 5,237,840.00 | 115,400.00 |
| | | |
| | | |
| | 115,857,721.55 | 302,599,450.93 |
| | 14,744,758.42 | 19,306,460.49 |
| | 180,000,000.00 | 374,002,185.00 |
| | | |
| | | |
| | 194,744,758.42 | 393,308,645.49 |
| | -78,887,036.87 | -90,709,194.56 |
| | | |
| | | |
| | 700,000,000.00 | 199,950,000.00 |
| | | |
| | | |
| | 700,000,000.00 | 199,950,000.00 |
| | 699,950,000.00 | 150,000,000.00 |
| | 61,276,237.26 | 12,108,837.51 |
| | | |
| | 761,226,237.26 | 162,108,837.51 |
| | -61,226,237.26 | 37,841,162.49 |
| | | |
| | | |
| | -132,385,678.36 | -54,274,953.65 |
| | 366,593,021.33 | 439,438,959.75 |
| | 234,207,342.97 | 385,164,006.10 |

2018

| |
|---|
| 1 |
| 2 |
| |

2018

| | | | | | | | | | | | | | |
|--|---------|--|--|--|------------|--|-----------|-----------|-----------|--|-----------|------------|-----------|
| | | | | | | | | 81 | | | | | .81 |
| | | | | | | | | -2,561,92 | | | | | |
| | | | | | | | | 2.81 | | | | | |
| | | | | | | | | | | | | | |
| | 1,026,0 | | | | | | | | | | | | |
| | 08,097. | | | | 2,690,880, | | -71,009,3 | | 358,473,0 | | 502,187,9 | 1,240,084, | 5,746,625 |
| | 00 | | | | 950.61 | | 34.79 | | 75.42 | | 40.61 | 665.24 | ,394.09 |

7533.42

26.4%

7557.5u

2018

| | | | | | | | | | | | | | |
|---|--|--|--|--|-------------------|--|--------------------|--|--|--|-------------------|---------------------|---------------------|
| | | | | | -6,505,79 7.52 | | -29,880,4 72.10 | | | | 59,169,68 9.40 | -178,693, 920.05 | -155,910, 500.27 |
| | | | | | | | -29,880,4 72.10 | | | | 59,169,68 9.40 | -11,536,9 68.67 | 17,752,24 8.63 |
| | | | | | -6,505,79 7.52 | | | | | | | -103,542, 734.55 | -110,048, 532.07 |
| 1 | | | | | | | | | | | | -62,151,6 87.66 | -62,151,6 87.66 |
| 2 | | | | | | | | | | | | | |
| 3 | | | | | | | | | | | | | |
| 4 | | | | | -6,505,79 7.52 | | | | | | | -41,391,0 46.89 | -47,896,8 44.41 |
| | | | | | | | | | | | | -63,614,2 16.83 | -63,614,2 16.83 |
| 1 | | | | | | | | | | | | | |
| 2 | | | | | | | | | | | | | |
| 3 | | | | | | | | | | | | -63,614,2 16.83 | -63,614,2 16.83 |
| 4 | | | | | | | | | | | | | |
| | | | | | | | | | | | | | |
| 1 | | | | | | | | | | | | | |

2018

| | | | | | | | | | | | | | |
|---|--------------------------|--|--|--|----------------------|--|--------------------|-------------------|--------------------|--|--------------------|----------------------|----------------------|
| 2 | | | | | | | | | | | | | |
| 3 | | | | | | | | | | | | | |
| 4 | | | | | | | | | | | | | |
| 1 | | | | | | | | 5,803,690. .77 | | | | | 5,803,690 .77 |
| 2 | | | | | | | | -5,803,69 0.77 | | | | | -5,803,69 0.77 |
| | | | | | | | | | | | | | |
| | 1,026,0 08,097. 00 | | | | 2,690,880, 950.61 | | -48,256,5 98.53 | | 358,473,0 75.42 | | 542,617,4 19.41 | 1,242,896 ,613.37 | 5,812,619 ,557.28 |


:

| | | | | | | | | | | | | | |
|--|----------------------|--|--|--|----------------------|--|-------------------|--|--------------------|--------------------|--|--|----------------------|
| | | | | | | | | | | | | | |
| | | | | | | | | | | | | | |
| | 1,026,008,0 97.00 | | | | 2,676,787,40 8.60 | | -1,534,721.5 8 | | 358,473,075. 42 | 176,469,8 97.70 | | | 4,236,203,7 57.14 |
| | | | | | | | | | | | | | |
| | | | | | | | | | | | | | |

2018

| | | | | | | |
|-----|-------------|--------------|--------------|--------------|------------|--------------|
| | 1,026,008,0 | 2,676,787,40 | -1,534,721.5 | 358,473,075. | 176,469,8 | 4,236,203,7 |
| | 97.00 | 8.60 | 8 | 42 | 97.70 | 57.14 |
| " " | | | -2,965,140.0 | | -99,142,74 | -102,107,88 |
| | | | 0 | | 7.07 | 7.07 |
| | | | -2,965,140.0 | | -68,362,50 | -71,327,644. |
| | | | 0 | | 4.16 | 16 |
| 1 | | | | | | |
| 2 | | | | | | |
| 3 | | | | | | |
| 4 | | | | | | |
| | | | | | -30,780,24 | |
| | | | | | 2.91 | |

2018




1,026,008,0
97.00

2,676,787,40
8.60

-

2018



545.76

-915,705.00

59.24 8.48

-106,233,8 -107,149,56

59.24 4.24

545.76

2018

" " " "

[1998] 854

[1998] 320

"

"

"

"

6

1998 12 30

2018

| | | |
|---------------|-------------|--------------|
| 1,025,880,000 | 125,566,707 | 900,313,293 |
| (| 2016 1 29 | [2016] 90003 |
| | | 37,645,042 |

| | | |
|------------|-----------|------------|
| 12,479,804 | 6,119,951 | 19,045,287 |
|------------|-----------|------------|

2016 4 1

296,109,993.14

11,450,000.00

37,645,042

258,464,951.14

37,645,042

(

2016 4 1

[2016]

90039

2016 5 20

2016 3

16

2016 5 20

1,026,008,097

2017

2017 12 31

1,026,008,097

10

0.30

30,780,242.91

I

2018 8 28

1

2018 3

55%

"

3

42

-

"

"

4

12

3

2018 6 30

2018

79

4

1 1 6 30

5

6

7

1

1

2

" "

2

1

2

9


1

2

2



32

1



"

"



2018

| | | |
|-----|---------|---------|
| 2 3 | 15.00% | 15.00% |
| 3 4 | 25.00% | 25.00% |
| 4 5 | 50.00% | 50.00% |
| 5 | 100.00% | 100.00% |

| | | |
|--|-------|-------|
| | | |
| | 0.00% | 0.00% |

5

| | |
|--|-------|
| | 1,000 |
| | |

34

1

2

3

4

5


85



38

3

4



| | | |
|-------|----|--------------|
| 15-40 | 5% | 2.38%-6.33% |
| 10-14 | 5% | 6.79%-9.50% |
| 8-10 | 5% | 9.50%-11.88% |
| 10-16 | 5% | 5.94%-9.50% |
| 12-20 | | |

39

1

2

.

.

.

.

3:

1

2

3

3;

42

43

3

1

88

ERP

2-15

40

2

3

4

2

3

1

5

4

44

1

2

3

45

46

3

4

5

6

90

2018



47

1

2



49

4:

1

2

3

4

4;

3

2018

52

1

1

2018

| | | |
|--|--|---------|
| | | |
| | | 7% 5% |
| | | 15% 25% |
| | | 3% |
| | | 2% |



15%

15%

15%

15%

15%

15%

15%

15%

15%

25%

25%

15%

25%

5

6

3

| | | |
|--|----------------|----------------|
| | | |
| | 266,940,235.29 | 367,953,643.82 |
| | 93,673,531.46 | 82,561,030.58 |
| | 360,613,766.75 | 450,514,674.40 |

4

| | |
|--|---------------|
| | |
| | 14,388,276.00 |
| | 14,388,276.00 |

5

| | |
|--|--|
| | |
|--|--|

4

16,482,066.51

0.00

| | | |
|--|--|--|
| | | |
|--|--|--|

5

| | |
|--|--|
| | |
|--|--|

| | | | | | |
|--|--|--|--|--|--|
| | | | | | |
|--|--|--|--|--|--|

6

| | | % | |
|--------------------------|----------------|--------|---------------|
| | 69,741,901.90 | 4.59% | 3,487,095.10 |
| | 67,107,246.28 | 4.42% | 3,355,362.31 |
| | 52,056,127.33 | 3.43% | 8,810,106.37 |
| | 35,824,500.00 | 2.36% | 2,352,937.50 |
| ADVANCEDDIAMONDTOOLS.INC | 34,927,065.28 | 2.30% | 1,746,353.26 |
| | 259,656,840.79 | 17.10% | 19,751,854.54 |

7

8

8

3

:

3

| | | |
|-----|--|------------|
| () | | |
| | | 355,205.00 |
| | | 355,205.00 |

4

3

| | | | | |
|-----|--|--|--|--|
| () | | | | |
|-----|--|--|--|--|

;

3

| | 34,647,221.30 | 25.67% | 34,647,221.30 | 100.00% | | 34,647,221.30 | 20.87% | 34,647,221.30 | 100.00% | |
|--|----------------|---------|---------------|---------|---------------|----------------|---------|---------------|---------|----------------|
| | 98,456,667.10 | 73.42% | 13,784,610.07 | 14.00% | 84,672,057.03 | 129,998,194.15 | 78.31% | 13,448,354.33 | 10.35% | 116,549,839.82 |
| | 1,226,690.26 | 0.91% | 1,226,690.26 | 100.00% | | 1,354,600.57 | 0.82% | 1,354,600.57 | 100.00% | |
| | 134,330,578.66 | 100.00% | 49,658,521.63 | 36.97% | 84,672,057.03 | 166,000,016.02 | 100.00% | 49,450,176.20 | 29.79% | 116,549,839.82 |

2018

| | | | | |
|--|---------------|---------------|---------|----|
| | | | | |
| | | | | |
| | 34,647,221.30 | 34,647,221.30 | 100.00% | |
| | 34,647,221.30 | 34,647,221.30 | -- | -- |

| | | | | | |
|--|--|--|--|--|--|
| | | | | | |
|--|--|--|--|--|--|

6

| | | | |
|--|--|----------------|----------------|
| | | | |
| | | 134,330,578.66 | 166,000,016.02 |
| | | 134,330,578.66 | 166,000,016.02 |

7

| | | | | | |
|--|----|----------------|----|--------|---------------|
| | | | | | |
| | | 49,592,706.00 | 1 | 36.75% | 2,479,635.30 |
| | | 34,647,221.30 | 5 | 25.67% | 34,647,221.30 |
| | | 13,756,276.13 | 1 | 10.24% | 687,813.81 |
| | | 2,430,336.00 | 1 | 1.80% | 121,516.80 |
| | | 2,330,776.63 | 1 | 1.73% | 116,538.83 |
| | -- | 102,757,316.06 | -- | 76.50% | 38,052,726.04 |

8

| | | | |
|--|--|--|--|
| | | | |
|--|--|--|--|

9

:

32

3

5

6

| | |
|--|----------------|
| | |
| | 173,751,486.96 |
| | 13,329,076.10 |
| | 172,261,886.93 |
| | 14,818,676.13 |

33

| | | | | |
|--|--|--|--|--|
| | | | | |
|--|--|--|--|--|

34

| | | |
|--|--|--|
| | | |
|--|--|--|

35

| | | |
|--|---------------|---------------|
| | | |
| | 25,628,403.02 | 37,782,941.99 |
| | 10,000,000.00 | 2,650,000.00 |
| | 35,628,403.02 | 40,432,941.99 |

36

3

| | | |
|--|--|--|
| | | |
|--|--|--|

| | | | | | | | | | | |
|--------|--------------------|------------------|--|--------------------|-------------------|--|--|-------------------|--------|----------------|
| AG | 69.20 | | | 69.20 | 69.20 | | | 69.20 | | |
| | 20,468,1 22.57 | | | 20,468,1 22.57 | | | | 0.00 | 6.67% | |
| | 5,000,00 0.00 | | | 5,000,00 0.00 | | | | 0.00 | 3.23% | |
| () | 100,000, 000.00 | | | 100,000, 000.00 | | | | 0.00 | 19.71% | |
| () | 897,000. 00 | | | 897,000. 00 | 897,000. 00 | | | 897,000. 00 | 17.00% | |
| | | 2,500,00 0.00 | | 2,500,00 0.00 | | | | | 6.25% | |
| | 10,000,0 00.00 | | | 10,000,0 00.00 | | | | | 9.60% | 829,240. 36 |
| | 202,723, 559.43 | 2,500,00 0.00 | | 205,223, 559.43 | 58,317,6 37.41 | | | 58,317,6 37.41 | -- | 829,240. 36 |

6

| | | | | |
|--|---------------|--|--|---------------|
| | | | | |
| | 58,317,637.41 | | | 58,317,637.41 |
| | 58,317,637.41 | | | 58,317,637.41 |

7

| | | | | | | |
|--|--|--|--|--|--|--|
| | | | | | | |
|--|--|--|--|--|--|--|

37

3

| | | | | | | |
|--|--|--|--|--|--|--|
| | | | | | | |
| | | | | | | |

4

| | | | | |
|--|--|--|--|--|
| | | | | |
|--|--|--|--|--|

5

38

3

| | | | | | | | |
|--|--|--|--|--|--|--|--|
| | | | | | | | |
| | | | | | | | |

4

5

39

| | 11,934, 784.59 | | | -415,22 5.11 | | | | | | 11,519, 559.48 | |
|--|-------------------|--|--|-------------------|--|--|--|--|--|-------------------|-------------------|
| | 8,998,9 22.50 | | | 777,99 0.68 | | | | | | 9,776,9 13.18 | |
| | 25,072, 365.48 | | | -185,50 8.60 | | | | | | 24,886, 856.88 | |
| | 15,741, 630.37 | | | 1,029,6 39.02 | | | | | | 16,771, 269.39 | |
| | 16,197, 181.85 | | | | | | | | | 16,197, 181.85 | 16,197, 181.85 |
| | 52,273, 669.89 | | | -2,395, 640.31 | | | | | | 49,878, 029.58 | |
| | 7,349,1 50.41 | | | -179,44 7.86 | | | | | | 7,169,7 02.55 | |
| | 3,959,2 96.22 | | | | | | | | | 3,959,2 96.22 | |
| | 3,016,6 | | | -479,43 | | | | | | 2,537,1 | |

| | | | | | | | | | | | |
|----|--------------------------|--------------------------|-------------------|------------------------|-------------------|------------------------|------------------------|-------------------|------------------------|------------------------|--------------------------|
| | 44 | 03 | | 6 | | 7 | 1 | | 3 | | 25 |
| 2. | 12,041, 045.17 | 41,606, 200.85 | 835,94 5.91 | 4,219,1 40.05 | 293,78 9.75 | 3,757,8 99.72 | 6,637,6 10.91 | 3,853,5 61.81 | 11,117, 603.86 | 12,819, 149.16 | 97,181, 947.19 |
| 1 | | 31,093, 670.56 | 320,02 3.69 | 235,79 1.25 | 293,78 9.75 | 1,170,8 39.90 | 130,00 0.00 | 2,836,1 30.30 | 516,08 2.08 | 923,72 6.41 | 37,520, 053.94 |
| 2 | 12,041, 045.17 | 10,512, 530.29 | 515,92 2.22 | 3,983,3 48.80 | | 2,587,0 59.82 | 6,507,6 10.91 | 1,017,4 31.51 | 10,601, 521.78 | 11,895, 422.75 | 59,661, 893.25 |
| 3. | 4,239,2 94.94 | 17,009, 761.80 | 807,94 4.00 | 3,990,1 07.75 | 1,475,1 43.75 | 931,45 3.03 | 5,220,0 06.47 | 1,222,5 33.14 | 2,507,2 57.02 | 2,108,6 97.60 | 39,512, 199.50 |
| 1 | 4,239,2 94.94 | 17,009, 761.80 | 807,94 4.00 | 3,990,1 07.75 | 1,475,1 43.75 | 931,45 3.03 | 5,220,0 06.47 | 1,222,5 33.14 | 2,507,2 57.02 | 2,108,6 97.60 | 39,512, 199.50 |
| 4. | 1,979,0 84,139. 67 | 1,452,0 64,968. 08 | 39,004, 840.79 | 118,71 6,676.5 6 | 64,915, 717.31 | 162,94 0,001.0 6 | 469,34 9,227.1 5 | 50,577, 910.68 | 494,41 1,560.3 7 | 110,28 4,419.2 7 | 4,941,3 49,460. 94 |
| | | | | | | | | | | | |
| 1. | 295,43 7,520.7 9 | 660,13 6,279.0 8 | 22,975, 657.68 | 59,948, 648.48 | 30,323, 132.18 | 99,129, 204.28 | 247,20 9,787.6 5 | 21,301, 029.32 | 225,49 9,313.9 3 | 52,054, 325.56 | 1,714,0 14,898. 95 |
| 2. | 24,843, 838.86 | 63,871, 563.32 | 1,424,3 20.30 | 5,320,7 59.36 | 2,156,5 24.61 | 7,526,1 47.42 | 19,739, 701.99 | 2,469,1 62.22 | 19,346, 689.82 | 5,040,5 44.31 | 151,73 9,252.2 1 |
| 1 | 24,843, 838.86 | 63,871, 563.32 | 1,424,3 20.30 | 5,320,7 59.36 | 2,156,5 24.61 | 7,526,1 47.42 | 19,739, 701.99 | 2,469,1 62.22 | 19,346, 689.82 | 5,040,5 44.31 | 151,73 9,252.2 1 |
| 3. | 820,72 5.80 | 14,038, 197.97 | 774,38 7.86 | 3,840,9 09.53 | 1,428,4 17.42 | 801,63 3.62 | 4,147,5 96.42 | 885,60 7.13 | 801,45 6.30 | 1,504,0 27.11 | 29,042, 959.16 |
| 1 | 820,72 5.80 | 14,038, 197.97 | 774,38 7.86 | 3,840,9 09.53 | 1,428,4 17.42 | 801,63 3.62 | 4,147,5 96.42 | 885,60 7.13 | 801,45 6.30 | 1,504,0 27.11 | 29,042, 959.16 |
| 4. | 319,46 0,633.8 5 | 709,96 9,644.4 3 | 23,625, 590.12 | 61,428, 498.31 | 31,051, 239.37 | 105,85 3,718.0 8 | 262,80 1,893.2 2 | 22,884, 584.41 | 244,04 4,547.4 5 | 55,590, 842.76 | 1,836,7 11,192. 00 |

| | | | | | | | | | | | |
|----|--------------------------|------------------------|-------------------|-------------------|-------------------|-------------------|------------------------|-------------------|------------------------|-------------------|--------------------------|
| | | | | | | | | | | | |
| 1. | 573,77 0.90 | 6,437,1 66.16 | 28,604. 55 | 1,252,6 27.23 | 555,72 3.60 | 634,94 1.06 | 3,218,2 94.72 | 444,34 1.16 | 7,647,7 30.91 | 4,194,8 76.00 | 24,988, 076.29 |
| 4. | 573,77 0.90 | 6,437,1 66.16 | 28,604. 55 | 1,252,6 27.23 | 555,72 3.60 | 634,94 1.06 | 3,218,2 94.72 | 444,34 1.16 | 7,647,7 30.91 | 4,194,8 76.00 | 24,988, 076.29 |
| | | | | | | | | | | | |
| 1. | 1,659,0 49,734. 92 | 735,65 8,157.4 9 | 15,350, 646.12 | 56,035, 551.02 | 33,308, 754.34 | 56,451, 341.92 | 203,32 9,039.2 1 | 27,248, 985.11 | 242,71 9,282.0 1 | 50,498, 700.51 | 3,079,6 50,192. 65 |
| 2. | 1,675,2 71,097. 75 | 760,89 5,083.7 9 | 15,972, 576.65 | 57,286, 368.55 | 35,218, 215.53 | 60,349, 409.03 | 217,50 3,540.3 4 | 26,201, 511.53 | 252,65 4,168.6 9 | 43,324, 766.15 | 3,144,6 76,738. 01 |

4

| | | | |
|--|----------------|---------------|---------------|
| | | | |
| | 277,640.00 | 143,153.48 | 134,486.52 |
| | 114,328,050.36 | 63,239,249.17 | 3,240,804.98 |
| | 13,736,360.47 | 8,033,210.40 | 27,922.62 |
| | 4,574,941.43 | 1,651,818.96 | 1,284,334.90 |
| | 51,762,797.23 | 32,783,506.54 | 211,341.80 |
| | 28,929,936.64 | 16,784,639.20 | 2,686,527.08 |
| | 29,128,323.60 | 11,275,812.49 | 1,340,924.85 |
| | 58,701,435.95 | 36,626,835.99 | 216,908.60 |
| | 43,865,299.16 | 23,249,557.93 | 11,658,206.83 |
| | 64,217,670.48 | 48,571,314.42 | 7,410,957.11 |
| | | | 8,235,398.95 |

6

| | |
|--|--|
| | |
|--|--|

7

| |
|--|
| |
|--|

33,428,398.24

217,470,950.17

5,650,80

| | | | | | | | | | | | | |
|---------|--------------------|--------------------|-------------------|------------|------|--------------------|---------|---------|--|--|--|----|
| | | | | | | | | | | | | |
| 5000t/a | 301,000,00 0.00 | 96,254,521. 15 | 55,597,799. 07 | | | 151,852,32 0.22 | 93.88% | 93.88% | | | | |
| | 80,538,511. 66 | 77,660,399. 04 | 3,340,446.8 5 | | | 81,000,845. 89 | 100.57% | 100.00% | | | | |
| | 41,618,559 .80 | 1,564,967.1 9 | 3,873,014.7 0 | 179,458.95 | | 5,258,522.9 4 | 111.98% | 96.54% | | | | |
| | 387,000,00 0.00 | 5,714,398.4 0 | 921,153.70 | | | 6,635,552.1 0 | 1.71% | 1.71% | | | | |
| | 810,157,07 1.46 | 181,194,285 .78 | 63,732,414. 32 | 179,458.95 | 0.00 | 244,747,24 1.15 | -- | -- | | | | -- |

5

| | | |
|--|--|--|
| | | |
|--|--|--|

2018

| | | | | | |
|----|----------------|----------------|----------------|--------------|----------------|
| | | | | | |
| 4. | | | | | |
| 1. | 273,013,149.17 | 157,470,423.72 | 113,236,154.18 | 7,676,299.64 | 551,396,026.71 |
| 2. | 265,601,381.24 | 169,630,833.07 | 124,299,769.46 | 8,069,948.36 | 567,601,932.13 |

51.89%

4

| | |
|--|---------------|
| | |
| | 32,212,853.91 |

48

| | | | | | | | |
|--|-------------------|-------------------|--|--|--|-------------------|-------------------|
| | | | | | | | |
| | | 53,383,219 .33 | | | | 53,383,219 .33 | |
| | 62,229,712 .51 | 43,337,915 .59 | | | | 38,952,909 .98 | 66,614,718 .12 |
| | 62,229,712 .51 | 96,721,134 .92 | | | | 92,336,129 .31 | 66,614,718 .12 |

49

3

| | | | | | |
|-----|--------------|--|--|--|--------------|
| | | | | | |
| () | 1,148,059.45 | | | | 1,148,059.45 |



6

| | | |
|--|----------------|----------------|
| | | |
| | 424,505,854.08 | 308,234,624.16 |
| | 424,505,854.08 | 308,234,624.16 |

7

| | | | |
|--|--|--|--|
| | | | |
|--|--|--|--|

52

| | | |
|--|----------------|----------------|
| | | |
| | 250,996,229.75 | 269,001,586.37 |
| | 26,487,670.00 | 26,487,670.00 |
| | 277,483,899.75 | 295,489,256.37 |

53

3

| | | |
|--|------------------|------------------|
| | | |
| | | 53,760,000.00 |
| | 1,083,633,586.81 | 1,250,296,318.81 |
| | 1,083,633,586.81 | 1,304,056,318.81 |

4

0.00

| | | | |
|--|--|--|--|
| | | | |
|--|--|--|--|

54

| | | |
|--|--|--|
| | | |
|--|--|--|

55

56

| | | |
|--|----------------|----------------|
| | | |
| | 4,481,761.90 | 14,248,488.00 |
| | 386,833,523.52 | 431,435,663.14 |
| | 391,315,285.42 | 445,684,151.14 |

57

3

| |
|--|
| |
|--|

1,117,621,526.82

58

3

| | | |
|--|----------------|----------------|
| | | |
| | 385,138,656.16 | 322,679,318.21 |
| | 385,138,656.16 | 322,679,318.21 |

4

3

| | | |
|--|---------------|----|
| | | |
| | 56,771,516.42 | |
| | 56,771,516.42 | -- |

5

| | |
|--|--|
| | |
|--|--|

59

3

| | | | | |
|---|----------------|----------------|----------------|---------------|
| | | | | |
| | 98,210,387.78 | 317,221,752.80 | 348,240,002.87 | 67,192,137.71 |
| - | 8,218,110.65 | 39,452,827.20 | 37,971,395.82 | 9,699,542.03 |
| | | 17,292,823.18 | 17,292,823.18 | |
| | 106,428,498.43 | 373,967,403.18 | 403,504,221.87 | 76,891,679.74 |

4

| | | | | |
|---|---------------|----------------|----------------|---------------|
| | | | | |
| 1 | 54,263,721.74 | 257,790,026.04 | 291,107,982.03 | 20,945,765.75 |

2018

| | | |
|--|---------------|---------------|
| | 45,870,199.97 | 68,259,184.28 |
|--|---------------|---------------|

5;



68

3

| | | | |
|----|--------|----------------|----------------|
| | | | |
| 16 | MTN001 | 600,000,000.00 | 600,000,000.00 |
| | | 600,000,000.00 | 600,000,000.00 |

4

16

| | | | | | |
|--|---------------|--------------|--------------|---------------|----|
| | | | | | |
| | 72,314,768.90 | 4,453,000.00 | 5,286,651.28 | 71,481,117.62 | |
| | 72,314,768.90 | 4,453,000.00 | | 71,481,117.62 | -- |

/ 1

| | | | | | | | | |
|--------|------------------|--|--|------------------|--|--|------------------|--|
| | 1,429,142. 84 | | | 52,285.74 | | | 1,376,857. 10 | |
| | 1,375,000. 00 | | | 1,375,000. 00 | | | 0.00 | |
| | 150,000.00 | | | | | | 150,000.00 | |
| G1207A | 36,646.03 | | | | | | 36,646.03 | |
| | 350,000.00 | | | | | | 350,000.00 | |
| | 1,000,000. 00 | | | | | | 1,000,000. 00 | |
| | 200,000.00 | | | | | | 200,000.00 | |
| | 3,788,523. 75 | | | 74,388.86 | | | 3,714,134. 89 | |
| | 3,319,480. 19 | | | 36,611.92 | | | 3,282,868. 27 | |
| | 1,216,084. 91 | | | 101,430.48 | | | 1,114,654. 43 | |

| | | | | | | | | |
|---|------------------|--|--|-----------|--|--|------------------|--|
| | | | | | | | | |
| | 114,212.36 | | | 7,668.78 | | | 106,543.58 | |
| | 2,091,034. 18 | | | 21,181.19 | | | 2,069,852. 99 | |
| | 382,189.97 | | | 29,431.56 | | | 352,758.41 | |
| T | 134,424.84 | | | 8,962.08 | | | 125,462.76 | |
| | 430,734.77 | | | 21,824.94 | | | 408,909.83 | |
| | 100,000.00 | | | | | | 100,000.00 | |
| | 4,000,000. 00 | | | | | | 4,000,000. 00 | |
| | 9,505,440. 00 | | | | | | 9,505,440. 00 | |

2018

450,000.00

76

3

4

| | | | | | | | | |
|--|--|--|--|--|--|--|--|--|
| | | | | | | | | |
| | | | | | | | | |

77

| | | | | |
|--|------------------|--|--|------------------|
| | | | | |
| | 2,673,264,051.55 | | | 2,673,264,051.55 |
| | 17,616,899.06 | | | 17,616,899.06 |
| | 2,690,880,950.61 | | | 2,690,880,950.61 |

78

| | | | | |
|--|--|--|--|--|
| | | | | |
|--|--|--|--|--|

79

| | | | | | | | |
|--|--------------------|--------------------|--|-------------------|--------------------|-----------------|--------------------|
| | | | | | | | |
| | | | | | | | |
| | -48,256,59 8.53 | -30,019,4 41.92 | | -6,848,65 3.00 | -22,752,7 36.26 | -418,052. 66 | -71,009 ,334.79 |
| | -50,547,95 1.19 | -28,789,9 72.00 | | -6,848,65 3.00 | -21,941,3 19.00 | | -72,489 ,270.19 |

| | | |
|--|--|----------------|
| | | |
| | | 2,553,423,724. |

2018

1,732,059.47

2,358,885.32

3,428,117.00

2,676,831.00

| | | |
|--|---------------|---------------|
| | | |
| | 46,108,780.01 | 40,645,569.66 |
| | 5,315,108.93 | 4,523,625.13 |
| | 5,606,768.44 | 2,079,355.43 |
| | 1,429,400.17 | 198,370.24 |
| | 47,829,839.69 | 38,399,670.20 |

88

| | | |
|--|---------------|---------------|
| | | |
| | 19,640,208.29 | 20,196,732.94 |
| | | 1,003,752.26 |
| | 19,640,208.29 | 21,200,485.20 |

89

| | | |
|--|---------------|-------------|
| | | |
| | -2,825,847.83 | -318,510.65 |
| | -2,825,847.83 | -318,510.65 |

8:

| | | |
|--|---------------|--------------|
| | | |
| | -1,847,631.81 | 1,324,795.55 |
| | 2,573,738.94 | |
| | 740,240.32 | |
| | 595,831.30 | 1,385,855.01 |
| | 1,604 0 | |

2018

| | | |
|--|--------------|---------------|
| | | 10,719,635.46 |
| | 643,613.70 | |
| | 4,311,237.81 | 13,430,286.02 |

| | | |
|---|--------------|--------------|
| | 21,181.19 | |
| | 29,431.56 | |
| T | 8,962.08 | |
| | 21,824.94 | |
| | 66,666.67 | |
| | 5,286,651.28 | 4,402,037.34 |

93

| | | | |
|--|--------------|------------|--------------|
| | | | |
| | 1,299,868.39 | 340,425.76 | 1,299,868.39 |
| | 9,800.00 | 10,000.00 | 9,800.00 |
| | 38,089.30 | 11,060.40 | 38,089.30 |
| | 1,347,757.69 | 361,486.16 | 1,347,757.69 |

| | | | | | | | | |
|--|--|--|--|--|--|--|------------|---|
| | | | | | | | | / |
| | | | | | | | 22,400.00 | |
| | | | | | | | 57,000.00 | |
| | | | | | | | 30,000.00 | |
| | | | | | | | 168,609.00 | |
| | | | | | | | 10,000.00 | |

| | | | | | | | | |
|--|--|--|--|--|--|------------|-----------|--|
| | | | | | | | | |
| | | | | | | | 42,451.00 | |
| | | | | | | | 9,965.76 | |
| | | | | | | 235,000.00 | | |
| | | | | | | 16,100.00 | | |
| | | | | | | 420,000.00 | | |
| | | | | | | 42,000.00 | | |
| | | | | | | 2,650.00 | | |
| | | | | | | 480,000.00 | | |
| | | | | | | 94,000.00 | | |

| | | | | | | | | |
|--|----|----|----|----|----|------------------|------------|----|
| | | | | | | | | |
| | | | | | | 10,118.39 | | |
| | -- | -- | -- | -- | -- | 1,299,868. 39 | 340,425.76 | -- |

94

| | | | |
|--|--------------|----------|--------------|
| | | | |
| | 1,086,744.80 | 5,000.00 | 1,086,744.80 |
| | 1,086,744.80 | 5,000.00 | 1,086,744.80 |

95

3

| | | |
|--|---------------|---------------|
| | | |
| | 22,018,966.46 | 26,618,993.56 |
| | -6,384,328.70 | -363,348.20 |
| | 15,634,637.76 | 26,255,645.36 |

97

3

| | | |
|--|---------------|---------------|
| | | |
| | 5,315,108.93 | 5,703,803.62 |
| | 32,773,500.65 | 2,818,132.76 |
| | 8,571,964.84 | 6,605,462.00 |
| | 4,912,817.31 | 464,136.93 |
| | 51,573,391.73 | 15,591,535.31 |

4

| | | |
|--|----------------|----------------|
| | | |
| | 134,777,204.66 | 113,778,225.40 |
| | 5,606,768.44 | 2,079,355.43 |
| | 6,402,817.67 | 7,017,387.22 |
| | 146,786,790.77 | 122,874,968.05 |

5

| | | |
|--|--|--|
| | | |
|--|--|--|

6

| | | |
|--|--|--|
| | | |
|--|--|--|

7

| | | |
|--|---------------|--------------|
| | | |
| | 5,668,193.18 | 2,083,723.54 |
| | 28,299,233.33 | |
| | 33,967,426.51 | 2,083,723.54 |

8

| | | |
|--|---------------|--------------|
| | | |
| | 14,589,874.18 | 8,134,492.56 |
| | 14,589,874.18 | 8,134,492.56 |

98

3

| | | |
|-----|----------------|----------------|
| 1 | -- | -- |
| | -14,145,677.77 | 11,675,893.33 |
| | 19,640,208.29 | 21,200,485.20 |
| | 151,960,661.11 | 151,347,203.58 |
| | 26,341,084.53 | 28,171,280.90 |
| | 7,022,028.22 | 3,069,843.22 |
| " " | 70,633.69 | -22,788.55 |
| " " | -2,825,847.83 | -318,510.6-3 |

2018

| | | |
|-----|---------------------------|------------------|
| | | |
| " " | -15,436,556.11 | -4,048,749.02 |
| | -101,438,325.18 | -198,559,882.94 |
| 2 | -- | -- |
| 3 | -- | |
| | | 1,065,506,561.79 |
| | 978,213,889.60 | 1,245,212,110.93 |
| | -164,924,751.64 | -179,705,549.14 |

4

ê

| | |
|--|----|
| | -- |
| | -- |
| | |

| | | |
|--|----------------|----------------|
| | 813,996,587.96 | 978,921,339.60 |
|--|----------------|----------------|

99

" "

9:

| | | |
|--|----------------|----|
| | | |
| | 209,700,202.64 | |
| | 14,388,276.00 | |
| | 118,417,440.04 | |
| | 12,297,207.99 | |
| | 354,803,126.67 | -- |

9;

3

| | | | |
|--|---------------|--------|----------------|
| | | | |
| | -- | -- | 49,403,085.03 |
| | 6,290,123.45 | 6.6166 | 41,619,230.82 |
| | 547,396.06 | 7.6515 | 4,188,400.95 |
| | | | |
| | 16,409,992.38 | 0.1996 | 3,275,447.58 |
| | 65,800.11 | 4.8633 | 320,005.68 |
| | -- | -- | 138,674,118.22 |
| | 15,565,123.73 | 6.6166 | 102,988,197.67 |
| | 4,593,028.24 | 7.6515 | 35,143,555.60 |
| | | | |
| | 86,477.69 | 4.8633 | 420,566.97 |
| | 14,072.39 | 8.6551 | 121,797.98 |
| | -- | -- | |

| | | |
|--|--|--|
| | | |
| | | |

6

7

8

4

3



5

6

8

3

3



57.35%

95.00%

51.00%

60.00%

51.00%

2018

| | | | | | | |
|--|--|--|--|---------|--|--|
| | | | | | | |
| | | | | 100.00% | | |

4

| | 42.65% | 5,401,245.42 | | 397,569,089.19 |
|--|--------|----------------|--|----------------|
| | 5.00% | 2,615,317.05 | | 54,661,909.97 |
| | 49.00% | -20,350,812.63 | | 485,771,877.17 |
| | 40.00% | 119,132.34 | | 10,009,358.66 |
| | 49.00% | 1,611.38 | | 3,928,011.41 |
| | 40.00% | 261,222.07 | | 55,166,153.13 |
| | 49.41% | 523,046.15 | | 53,988,690.33 |
| | 49.00% | -175,333.82 | | 13,577,659.23 |
| | 40.00% | 4,212,902.32 | | 98,732,155.12 |
| | 50.00% | 1,906,701.53 | | 52,815,114.18 |



| | | | | | | | | | | | |
|--------|--------|--------|--------|--------|--------|--------|--------|--------|--------|--------|--------|
| 816,34 | 663,74 | 1,480, | 626,60 | | 628,49 | 632,68 | 675,81 | 1,308, | 463,98 | | 467,09 |
| 9,495. | 4,945. | 094,44 | 7,068. | 1,886, | 3,714. | 4,302. | 0,472. | 494,77 | 3,307. | 3,111, | 4,953. |
| 17 | 71 | 0.88 | 54 | 646.03 | 57 | 63 | 68 | 5.31 | 21 | 646.03 | 24 |

| | | | | | | | | | | | |
|--------|--------|--------|--------|--------|--------|--------|--------|--------|--------|--------|--------|
| 288,19 | 232,94 | 521,14 | 142,93 | | 144,53 | 267,39 | 237,86 | 505,26 | 134,29 | | 135,44 |
| 9,799. | 7,862. | 7,662. | 4,254. | 1,600, | 4,254. | 5,274. | 9,121. | 4,396. | 8,701. | 1,150, | 8,701. |
| 99 | 50 | 49 | 16 | 000.00 | 16 | 58 | 44 | 02 | 60 | 000.00 | 60 |

| | | | | | | | | | | | |
|--------|--------|--------|--------|--------|--------|--------|--------|--------|--------|--------|--------|
| 666,34 | 493,26 | 1,159, | 95,137 | | 99,604 | 720,21 | 456,26 | 1,176, | 147,96 | | 152,43 |
| 6,129. | 8,396. | 614,52 | ,756.2 | 4,466, | ,612.5 | 6,205. | 8,988. | 485,19 | 5,096. | 4,466, | 1,953. |
| 74 | 15 | 5.89 | 1 | 856.38 | 9 | 48 | 58 | 4.06 | 67 | 856.38 | 05 |



| | | | | | | | | | | | |
|--|--------|--------|--------|--|--------|--------|--------|--------|--------|--|--------|
| | 50,853 | 179,56 | 65,822 | | 65,822 | 122,11 | 58,722 | 180,84 | 70,306 | | 70,306 |
| | ,585.5 | 9,311. | ,756.3 | | ,756.3 | 9,165. | ,099.9 | 1,265. | ,140.2 | | ,140.2 |
| | 3 | 62 | 6 | | 6 | 98 | 4 | 92 | 0 | | 0 |

96,164

2018

| | | | | | | | | |
|--|-----|----|----|----|-----|----|----|------|
| | .44 | 05 | 05 | 13 | .90 | 57 | 57 | 3.22 |
|--|-----|----|----|----|-----|----|----|------|

6


7

0000%

20

34.00%

30.00%



7

8

| | | | |
|--|--|--|--|
| | | | |
|--|--|--|--|

9

:

6

| | | | | | |
|--|--|--|--|---|--|
| | | | | / | |
| | | | | | |

7

8

3

| | | | | |
|--|----|----|----|----|
| | | | | |
| | | | | |
| | -- | -- | -- | -- |

2018

| | | | | |
|----|----------------|----|----|----------------|
| | 69,940,713.40 | | | 69,940,713.40 |
| 1. | 69,940,713.40 | | | 69,940,713.40 |
| 2 | 69,940,713.40 | | | 69,940,713.40 |
| | 95,503,312.14 | | | 95,503,312.14 |
| 2 | 95,503,312.14 | | | 95,503,312.14 |
| | 165,444,025.54 | | | 165,444,025.54 |
| | -- | -- | -- | -- |

4

2018

| | |
|--|--|
| | |
| | |
| | |
| | |
| | |
| | |
| | |
| | |
| | |
| | |

| | | | |
|---|--|----------------|----------------|
| | | | 35,215,095.04 |
| | | 68,376.07 | |
| | | 1,299,777.80 | 8,205.13 |
| 2 | | 0.00 | |
| | | 125,027,516.32 | 233,940,906.17 |
| | | 382,355.27 | 15,849.06 |
| | | 600,383.02 | 1,365,719.53 |
| | | 21,099,487.16 | 5,353,846.15 |
| | | 639,715.09 | 18,090.60 |
| | | 3,630,154.05 | 11,355,395.98 |
| | | 172,032,234.16 | |
| | | 7,135,634.00 | |
| | | 7,299,926.86 | |
| | | 1,378,891.44 | |
| | | 370,063.78 | |
| | | 52,100.23 | |
| | | 3,257.98 | |
| | | 4,914.53 | |

4

1

1

/

| | | | | | | |
|---|---|---|---|---|---|--|
| / | / | / | / | / | / | |
|---|---|---|---|---|---|--|

2018

| | | | | | | |
|--|--|--|--|--|--|---|
| | | | | | | / |
|--|--|--|--|--|--|---|

/

| | | | | | | |
|--|---|---|---|---|---|---|
| | / | / | / | / | / | / |
|--|---|---|---|---|---|---|

| |
|--|
| |
| |

8

| | | | |
|--|--|--|--|
| | | | |
|--|--|--|--|

9

| | |
|--|--|
| | |
|--|--|

2018

| | | | |
|---------------|--------------|---------------|--------------|
| 1,507,093.10 | 75,464.65 | 1,126,997.02 | 56,349.85 |
| 40,000.00 | 2,000.00 | 40,000.00 | 2,000.00 |
| 18,765.27 | 938.26 | 18,765.27 | 938.26 |
| 4,000.00 | 200.00 | 4,000.00 | 200.00 |
| 491,171.91 | 24,558.60 | | |
| 32,217.01 | 1,610.85 | | |
| 127,469.30 | 6,373.47 | | |
| 67,113,966.28 | 3,355,698.31 | 58,800,766.51 | 3,478,202.17 |
| 200,000.00 | 10,000.00 | | |
| 403,290.00 | 20,164.50 | | |
| 3,685.85 | 184.29 | | |
| 133,319.00 | 6,665.95 | | |
| 75,633,460.19 | 3,781,673.01 | 34,263,316.67 | 1,746,468.63 |
| 31,104,724.82 | 1,555,236.24 | 19,193,959.69 | 959,697.99 |

2018

1,399,100.00

69,955.00

2018

6

7

3

4

3

1

"

8,553.022 855.30 55.7785 2017 4 20
2017 10 25 2017 9 1
9,000.00

2

13,500 2017 4 21

4

5

3

| | | | |
|--|--|--|--|
| | | | |
|--|--|--|--|

4

| | |
|--|---------------|
| | 30,780,242.91 |
|--|---------------|

5

6

3

3

| | | | |
|--|--|--|--|
| | | | |
|--|--|--|--|

4

| | | |
|--|--|--|
| | | |
|--|--|--|

4

5

3

4

6

7

| | | | | | | |
|--|--|------------|-------------|--|-------------|--------------|
| | | | | | | |
| | | 203,476.98 | -109,271.38 | | -109,271.38 | 1,271,600.04 |

8

3

4

| | | | |
|--|--|--|--|
| | | | |
|--|--|--|--|

5

6

9

:

3

3

| | 532,15 4,078.5 5 | 100.00 % | 65,797, 323.94 | 12.36 % | 466,35 6,754.6 1 | 463,3 49,98 4.14 | 100.00 % | 58,249, 564.94 | 12.57% | 405,100, 419.20 |
|--|------------------------|-------------|-------------------|------------|------------------------|------------------------|-------------|-------------------|--------|--------------------|
| | 532,15 4,078.5 5 | 100.00 % | 65,797, 323.94 | 12.36 % | 466,35 6,754.6 1 | 463,3 49,98 4.14 | 100.00 % | 58,249, 564.94 | 12.57% | 405,100, 419.20 |

| | |
|--|--|
| | |
|--|--|

2018

| | | | | |
|---|--|----------------|---------------|------|
| 1 | | | | |
| 1 | | 363,321,829.81 | 18,166,091.49 | 5.00 |

2018

6



33,

2018



| | | |
|---------------|---------------|---------|
| 34,647,221.30 | 34,647,221.30 | 100.00% |
|---------------|---------------|---------|



| |
|---------------|
| 34,647,221.30 |
|---------------|

| | | |
|--|--|--|
| | | |
|--|--|--|

5

| | |
|--|--|
| | |
|--|--|

| | | | | | |
|--|--|--|--|--|--|
| | | | | | |
|--|--|--|--|--|--|

6

| | | |
|--|----------------|----------------|
| | | |
| | 107,278,351.22 | 103,973,123.62 |
| | 107,278,351.22 | 103,973,123.62 |

7

| | | 37,025,958.63 | 1 | 34.31% | |
|--|--|---------------|---|--------|---------------|
| | | 34,647,221.30 | 5 | 32.11% | 34,647,221.30 |
| | | 17,100,000.00 | 1 | 15.85% | |
| | | 3,324,676.35 | 1 | 3.08% | 166,233.82 |
| | | 1,662,557.43 | 1 | 1.54% | |

2018

| | | | | | |
|--|----|---------------|----|--------|---------------|
| | -- | 93,760,413.71 | -- | 86.89% | 34,813,455.12 |
|--|----|---------------|----|--------|---------------|

8

9

:

5



| | | | | | | |
|--|----------------------|--|--|----------------------|--|---------------|
| | 4 | | | 4 | | |
| | 396,724,860.4 9 | | | 396,724,860.4 9 | | |
| | 107,655,876.2 0 | | | 107,655,876.2 0 | | 50,699,605.82 |
| | 44,420,037.09 | | | 44,420,037.09 | | |
| | 300,000,000.0 0 | | | 300,000,000.0 0 | | |
| | 56,041,500.00 | | | 56,041,500.00 | | |
| | 1,483,880,000. 00 | | | 1,483,880,000. 00 | | |
| | 49,564,517.77 | | | 49,564,517.77 | | |
| | 30,000,000.00 | | | 30,000,000.00 | | |
| | 3,426,724,514. 20 | | | 3,426,724,514. 20 | | 50,699,605.82 |

4

| | | | | | | | | | | | |
|--|-------------------|--|--|------------------|--|--|--|--|--|-------------------|--|
| | | | | | | | | | | | |
| | | | | | | | | | | | |
| | | | | | | | | | | | |
| | | | | | | | | | | | |
| | 15,741, 630.37 | | | 1,029,6 39.03 | | | | | | 16,771, 269.40 | |

| | | | | | | | | | | | |
|--|-------------------|--|--|------------------|--|--|--|--|--|-------------------|-------------------|
| | | | | | | | | | | | |
| | 16,197, 181.85 | | | | | | | | | 16,197, 181.85 | 16,197, 181.85 |
| | 8,998,9 22.50 | | | -415,22 5.10 | | | | | | 8,583,6 97.39 | |
| | 8,319,9 04.99 | | | 777,99 0.68 | | | | | | 9,097,8 95.67 | |
| | 25,072, 365.48 | | | -185,50 8.60 | | | | | | 24,886, 856.88 | |
| | 74,330, 005.19 | | | 1,206,8 96.00 | | | | | | 75,536, 901.19 | 16,197, 181.85 |
| | 74,330, 005.19 | | | 1,206,8 96.00 | | | | | | 75,536, 901.19 | 16,197, 181.85 |

5

6

| | | | | |
|--|----------------|----------------|----------------|----------------|
| | | | | |
| | | | | |
| | 808,713,312.74 | 706,743,375.92 | 731,544,553.85 | 668,957,055.85 |
| | 2,683,871.50 | 760,530.61 | 41,526,397.56 | 24,762,468.55 |
| | 811,397,184.24 | 707,503,906.53 | 773,070,951.41 | 693,719,524.40 |

7

| | | |
|--|--------------|--------------|
| | | |
| | | 6,175,000.00 |
| | 1,206,896.00 | 534,091.68 |
| | | 2,305.50 |
| | 1,206,896.00 | 6,711,397.18 |

8

3

| | | |
|--|---------------|----|
| | | |
| | -70,633.69 | |
| | 6,519,853.00 | |
| | 643,613.70 | |
| | -1,038,855.50 | |
| | 2,573,738.94 | |
| | 101,470.93 | |
| | 2,372,889.00 | |
| | 6,153,356.52 | -- |

1 --

1 --

| | | |
|--|--|--|
| | | |
|--|--|--|

| | | |
|--|--|--|
| | | <p style="text-align: center;">" "</p> <p style="text-align: center;">2015 02 10</p> <p style="text-align: center;">[2008]43</p> <p style="text-align: center;">-543,218.35</p> <p style="text-align: center;">-2,825,847.83</p> <p style="text-align: center;">2,282,629.48</p> |
|--|--|--|

4

| | | / | / |
|--|--------|---------|---------|
| | -0.21% | -0.0094 | -0.0094 |
| | -0.35% | -0.0154 | -0.0154 |

5

3

4

5

6

2018

8