

2019

”

“

”

“

”

2019

2019

12

12

2018 1 446,568,890
99.9970%
2 13,600
0.0030%
3 0
0
0%

2018 1 446,568,890
99.9970%
2 13,600
0.0030%
3 0
0
0%

2018

2019 5

2019 4

21

30

2018 1 446,568,890
99.9970%
2 13,600
0.0030%
3 0
0
0%

2018 1 446,568,890
99.9970%
2 13,600
0.0030%
3 0
0
0%

2018 1 446,568,890
99.9970%
2 13,600


	31	16		2	21,200 0.0057%
				3	0 0 0.0000%
			<	1	370,265,088 99.9943%
			>	2	21,200 0.0057%
				3	0 0 0.0000%

9

4

4

77



2018



2000

19

15

7.2

2019

2018

2018-2020

71

39

1

210

“ ”

2018

“B”

2019

7.43

30.56%

“ ”


2019


8 286 170 76 “ ”

1000

75 2018 74%

4





2019

5294

3179

458

68

3317

10

QC

“

”

2011

8

QC

2019

64

QC

QC


QC- O O O n W

2019

36



QC



“8#”

2019


4

11

“ ”

18

600




2016

2019

97.03%

88.76%



2019

PPT

VI

“

”



2019 9

1402

35

“

”

800

“ ”

30%

2019

2.35%

4.25%

“ ”

7

0.7

2.4

1510



2019

1.89

26

19

“

”

“:Ⓢ

”



(

78

51

3

1



2019 1 1 -2019 12 31

(GRI)

G3.1

“ ”

“ ” “ ” “ ”